

Key Features:

- Wide operating frequency range from 4.0 to 8.0GHz
- 0.6dB typical insertion loss and 17dB typical reverse isolation
- 50 ohm SMA female coaxial connectors
- 50 Watts CW forward power handling, 10 Watts reverse power termination
- -40~+75°C operating temperature range
- Weight 26.7 grams (0.94oz)



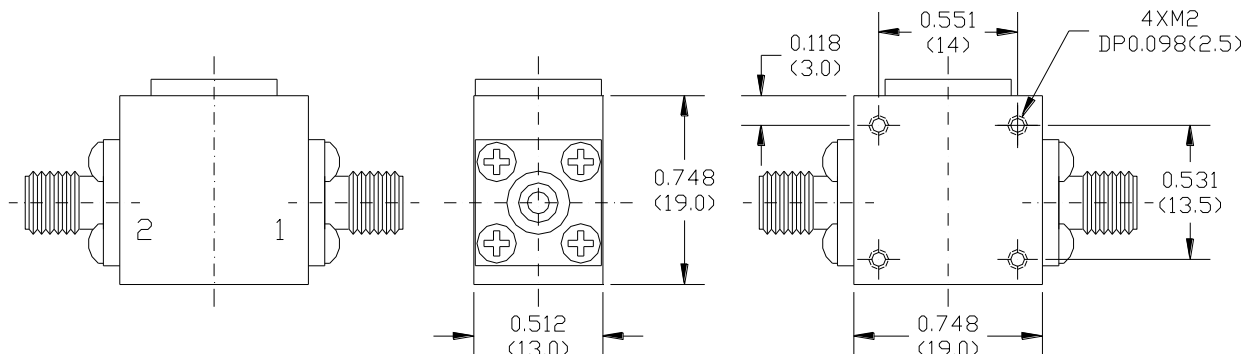
Description:

F2158-0600-67 is a single junction coaxial isolator with SMA female coaxial connectors operating in the frequency range from 4.0GHz to 8.0GHz and offers 0.6dB maximum insertion loss and 18dB minimum reverse isolation. The coaxial isolator can handle 10 watts of forward CW power and 1 watts of reverse termination power.

Electrical Specifications

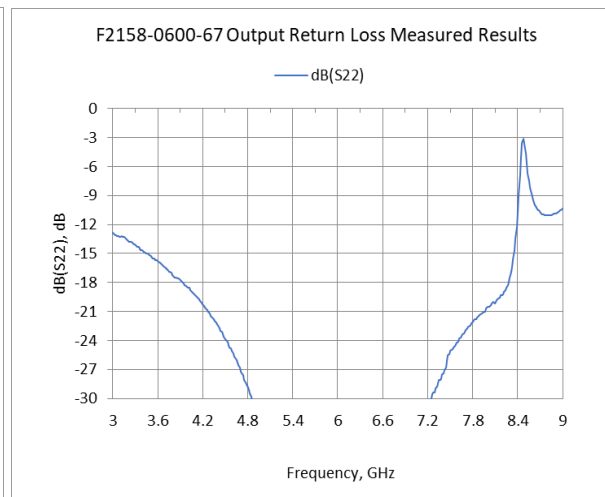
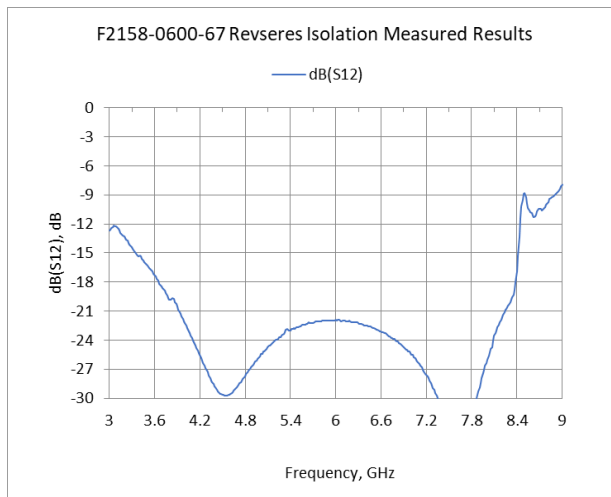
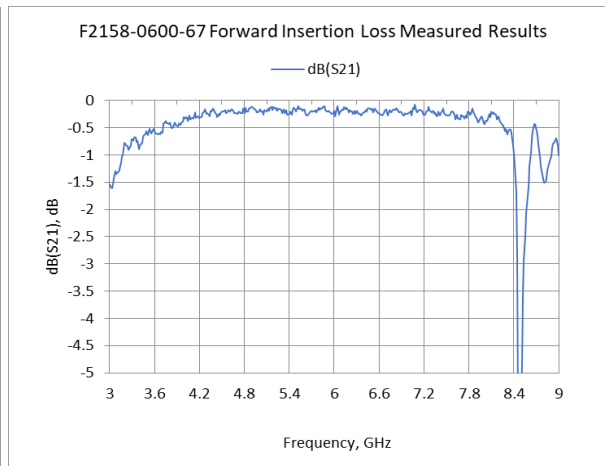
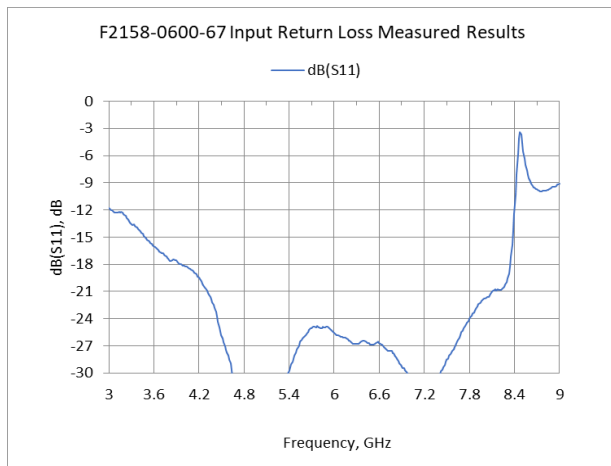
No.	Parameters	Units	Specifications		
			Minimum	Typical	Maximum
1	Frequency Range	GHz	4.0		8.0
2	Insertion Loss @ Room temp.	dB	-		0.5
3	Reverse Isolation @ room temp.	dB	18.0		
4	VSWR @ room temp.	-	-	-	1.30:1
5	Forward Power CW	Watts			10
6	Reverse Power CW	Watts			1
7	Operating Temperature	°C	-20		+65
8	Impedance	Ω		50	
9	RF Connectors	-	SMA Female		
10	Signal Flow Direction	-	From Port 1 to Port 2		

Mechanical Structure:



Note: All units in inches (mm).

Typical Test Plots:



Revision History:

Revision	Date	Description	Comments
A00	06/20/2020	Initial Release	